



Shop : 📞 90222 29911 • 80800 45000 • 99871 22299 • Ajit Chopra 📞 98190 22255

Project Office : 📞 93226 63666 • 86550 20121 • Accounts Division : 📞 85911 67611

PRICE-LIST • Dated : 2nd JANUARY 2025 • W.E.F. : 6th JANUARY 2025 • LP NO. 5/2024-2025

POLYCAP COPPER ARMoured CABLES

RATE PER METER

PVC/XLPE ARMoured Cables with COPPER Conductor 650/1100 V. Grade confirming to IS : 7098 (Pt-1) 1988

NO. OF CORES	1.5 SQ. MM. YWY / YFY	2.5 SQ. MM. YWY / YFY	CROSS SECTION IN SQ. MM.	2 CORE YWY/YFY	3 CORE YWY/YFY	3.5 CORE YWY/YFY	4 CORE YWY/YFY	5 CORE YWY/YFY	6 CORE YWY/YFY
2	211.00	299.00	4	404.00	541.00	-----	693.00	1016.00	1280.00
3	269.00	385.00	6	569.00	780.00	-----	1020.00	1477.00	1806.00
4	332.00	498.00	10	904.00	1269.00	-----	1620.00	2247.00	-----
5	404.00	611.00	16	1340.00	1857.00	-----	2396.00	3224.00	-----
6	480.00	720.00	25	2174.00	2968.00	3557.00	3912.00	5676.00	-----
7	530.00	812.00	35	2979.00	4180.00	4774.00	5550.00	7686.00	-----
8	677.00	991.00	50	3891.00	5650.00	6650.00	7530.00	10524.00	-----
10	770.00	1140.00	70	5780.00	8250.00	9550.00	10870.00	16555.00	-----
12	856.00	1325.00	95	-----	11440.00	13100.00	15100.00	-----	-----
14	980.00	1540.00	120	-----	14028.00	17229.00	18814.00	-----	-----
16	1095.00	1750.00	150	-----	17840.00	20842.00	23899.00	-----	-----
19	1300.00	2061.00	185	-----	22676.00	26532.00	30290.00	-----	-----
24	1626.00	2579.00	240	-----	29456.00	34247.00	39075.00	-----	-----
			300	-----	37126.00	42935.00	49687.00	-----	-----
			400	-----	47685.00	54266.00	66427.00	-----	-----

POLYCAP ALUMINIUM ARMoured CABLES

RATE PER METER

PVC/XLPE ARMoured cables with ALUMINIUM conductor 650/1100 V. grade confirming to IS : 7098 (Part-1) 1988

CROSS SECTION IN SQ. MM.	1 CORE	2 CORE	3 CORE	3.5 CORE	4 CORE
2.5	-----	175.00	195.00	-----	217.00
4	-----	199.00	213.00	-----	249.00
6	-----	241.00	263.00	-----	314.00
10	-----	305.00	340.00	-----	432.00
16	196.00	347.00	366.00	-----	462.00
25	258.00	370.00	487.00	565.00	605.00
35	312.00	462.00	618.00	687.00	783.00
50	385.00	598.00	804.00	930.00	1046.00
70	492.00	800.00	1103.00	1253.00	1421.00
95	590.00	989.00	1358.00	1565.00	1772.00
120	685.00	1180.00	1703.00	1960.00	2226.00
150	816.00	1451.00	2091.00	2323.00	2736.00
185	1003.00	1745.00	2589.00	2941.00	3366.00
240	1239.00	2313.00	3306.00	3693.00	4346.00
300	1525.00	2835.00	4085.00	4544.00	5357.00
400	1926.00	3681.00	5222.00	5805.00	6687.00



Shop : 📞 90222 29911 • 80800 45000 • 99871 22299 • Ajit Chopra 📞 98190 22255

Project Office : 📞 93226 63666 • 86550 20121 • Accounts Division : 📞 85911 67611

PRICE-LIST • Dated : 2nd JANUARY 2025 • W.E.F. : 6th JANUARY 2025 • LP NO. 5/2024-2025

POLYCAB H. T. XLPE ARMoured ALUMINIUM CABLES

"POLYCAB" Brand Stranded Compact Circular Aluminium Conductor, Conductor Screen With Extruded Semi Conducting Compound, XLPE Insulated, Insulation Screening with extruded Semi Conducting Compound in combination with Copper Tape, cores laid up, innersheath of PVC tape, galvanised flat steel strip armoured and overall PVC Sheathed Cable conforming to IS 7098 / (PART-II) 1985 with latest amendments. **RATE PER METER**

COND. CROSS SECTION IN SQ. MM.	6.6 KV (UE) 11 KV (E)	22 KV (E)	33 KV (E)
3 x 35	1511.00	-----	-----
3 x 50	1806.00	-----	-----
3 x 70	2201.00	-----	-----
3 x 95	2496.00	3443.00	4561.00
3 x 120	3013.00	3869.00	5143.00
3 x 150	3530.00	4437.00	5528.00
3 x 185	4025.00	5009.00	6171.00
3 x 240	4877.00	5912.00	7289.00
3 x 300	5769.00	6932.00	8228.00
3 x 400	7218.00	8407.00	9973.00

NOTE : ROUND WIRE ARMOURING FOR H.T. CABLES ADD 25% EXTRA IN ABOVE RATES.

PRICE-LIST • Dated : 2nd JANUARY 2025 • W.E.F. : 6th JANUARY 2025

OVERALL SHIELDED-ARMoured INSTRUMENTATION CABLES

POLYCAB Str/Solid Cu PVC/XLPE Insulated Core/Pair/Triad/Quad laid up together with Al (Inner sheathed GI Steel Wire Mylar/Drain Wire) Round/Strip Armoured PVC Outer Sheathed Instrumentation. **RATE PER METER**

TYPE	No.	SIZE	RATE	SIZE	RATE	SIZE	RATE	SIZE	RATE	SIZE	RATE
PAIR	1	0.5	134	0.75	156	1	174	1.5	208	2.5	285
PAIR	2	0.5	196	0.75	235	1	271	1.5	337	2.5	483
PAIR	3	0.5	235	0.75	295	1	351	1.5	449	2.5	667
PAIR	4	0.5	281	0.75	358	1	432	1.5	564	2.5	847
PAIR	5	0.5	329	0.75	425	1	520	1.5	689	2.5	1048
PAIR	6	0.5	379	0.75	494	1	602	1.5	803	2.5	1222
PAIR	8	0.5	466	0.75	619	1	764	1.5	1029	2.5	1578
PAIR	10	0.5	558	0.75	735	1	922	1.5	1254	2.5	1925
PAIR	12	0.5	632	0.75	859	1	1085	1.5	1469	2.5	2294
PAIR	16	0.5	793	0.75	1061	1	1375	1.5	1895	2.5	2967
TRAIID	1	0.5	163	0.75	196	1	221	1.5	274	2.5	379

JELLYFILLED ARMoured TELEPHONE CABLES

RATE PER METER	
NO. OF PAIRS	ARMoured (0.50 MM)
5	174.00
10	278.00
20	405.00
50	872.00
100	1850.00
200	3398.00

TERMS : (1) All Taxes Extra as applicable. (2) Rates are subject to change without prior notice. (3) This cancels all our previous Price Lists.

OUR BANK DETAILS

Name : AJIT POWER SOLUTIONS PRIVATE LIMITED

Bank Name : STANDARD CHARTERED BANK, Branch : S. G. Marg, Mumbai - 400002

Current A/c No. : 23505074367 • IFSC Code : SCBL0036060

DISTRIBUTORS :

POLYCAB

IDEAS. CONNECTED.

WIRES & CABLES



Ajit Power Solutions Private Limited

29, Ismail Building, Pathakwadi, Lohar Chawl, MUMBAI-400 002.

Tel : +91 22 2206 6001 / 2 / 3 • 2205 1994 • Hotline : *7284 | *7458

E-mail: info@ajitpspl.com • www.ajitpspl.com

Shop : 📞 90222 29911 • 80800 45000 • 99871 22299 • Ajit Chopra 📞 98190 22255

Project Office : 📞 93226 63666 • 86550 20121 • Accounts Division : 📞 85911 67611

PROFESSIONAL GUIDELINES FOR LAYING OF CABLES

POLYCAB

IDEAS. CONNECTED.

WIRES & CABLES

AJIT POWER SOLUTIONS PRIVATE LIMITED

Cable Handling & Storage

- Great care is taken in the manufacturing of cable to ensure quality at every stage.
- Handling of cable at site is the next important factor to ensure that by mishandling the cable, the outer sheath and insulation shall not get damaged.

The handling is generally carried out by unskilled or semi-skilled men, strict supervision should be maintained so that the cables, which can be very easily damaged, is handled with great care.

INSTALLATION & LAYING

Unreeling (Cable Pulling)

- For unreeling cable from a drum it should be mounted on cable jack. The drum should be lifted above the ground with clearance of 50-100 mm so that while unreeling the drum flanges should not touch the ground and get damaged.
- The drum should never be kept flat on its side on the ground and the cable unreeled in coil from the same. This invariably leads to Kinking and bird-caging.
- "Bird-Caging" is a defect caused due to twist of cable during wrong unreeling. It results outersheath crack or cuts and armour swelling. Photograph of bird-caging.




- The technique of pulling cables is also an important, Sub-standard and haphazard handling can cause damage to the cable which may weaken the cable components, and cause a failure in due course. Care must be taken to select a suitable position for the cable drum jacks in order to ensure that the drum may be raised and rotated with full safety. The jacks should therefore be placed on a firm support of thick boards.
- Care should be taken to exert a steady pull avoiding any jerks. Twisting or kinking of cable is very dangerous as this may cause damage to the small size of cable conductors, insulation and sheath, shifting and knife-edging of the armouring and damage to the serving, etc. Care should be taken to avoid short bends and consequent straining of conductors.
- Proper handling of cables is very important both for safety as well as long life of the installation.
- The most common causes of cable failure are due to mishandling of the product at installation stage.
- This can be prevented by unwinding the cable by loading the drum on jacks and pulling in the proper direction with stocking or pulling eye.
- For pulling longer lengths and higher diameter of cables Pulling Eyes can be used.
- In case of smaller lengths, pulling is carried out by manual labour and when the length is longer by means of winches or other mechanical means.
- While pulling with a rope, care is necessary to avoid bending of the cable a close watch should be maintained to ensure the cable runs freely over the cable rollers and passes smoothly without rubbing against any surface.

UNREELING CABLE (Bird Caging):

Bird caging / Kinking is a defect caused due to twist of cable due to improper unreeling. It results outer sheath cracks or cuts or armor swelling. The technique of pulling cables from drum plays important role in this case. (Please refer attached image for wrong & correct method of unreeling) Same cable can be used further after performing Insulation resistance test on cable as per IS 1255 for cable laying and installation. If the values found satisfactory, cuts on outer sheath can be repaired by applying heat shrinkable sheath repairing sleeve over the Outer sheath.



Please Scan this QR code for Video Link.



CORRECT:

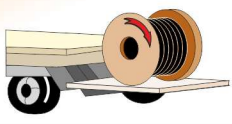
Tangential unreeling

INCORRECT:

Axial unreeling

DO

When off loading reels from a truck, lower reels carefully using a hydraulic gate, hoist or forklift truck.




DON'T

Never drop reels. If reels must be rolled, roll in opposite direction of the cable wraps to keep cable from loosening on the reel.




If a forklift is used for handling and shifting the cable drum, the forks shall approach the reel from the flange side. The forks shall be positioned such that the reel is lifted with both reel flanges.



Do not allow the lift forks to contact the cable. Care must be taken by the forklift operator not to make sudden turns or stops.



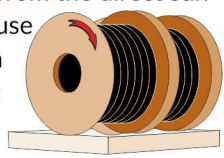
When using a hoist, install a mandrel through the reel arbor holes and attach a sling. Use a spreader bar approximately 6 inches longer than the overall reel width placed between the sling ends just above the flanges.



This may lead to the bending of the reel flanges and mashing the cable.



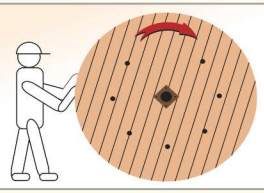
It is always safer to use a strong and well-drained surface for storing drums. If possible, the drums should be raised from the ground by the insertion of wooden planks, etc., below and on both sides of the drums : some check pieces should be placed so as not to allow the drums to be rolled loosely and easily. Cable drums should also be stored away from the direct sun and rains. Reason : Direct sunrays can cause deterioration due to UV rays and rain can cause damage to wooden drum, resulting drum collapse after few months.



Multiple reels stacked on top of each other ("Pancake" storage) is not recommended for cable or drums. The weight of the stack can total thousands of kgs. creating an enormous load on the bottom reel. Also, damage to the reel and/or cable will likely occur when the reel is flipped for transit. A concentration of stress on the reel flange may cause it to break and subsequently damage the cable.




Always use proper stoppers to prevent the drum from rolling.




When rolling in the direction of the arrow, never roll for more than 5 meters. Otherwise the cable may become unfit for use.



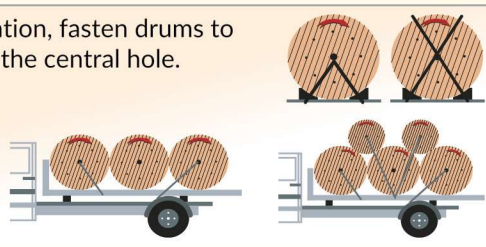
Ensure stoppers for every drum, to prevent mishaps during storage. Place the wedges by the flanges/full width of the drum



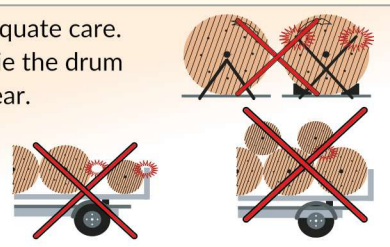
Allow the drums to roll at any cost. Stack the drums on non-triangular/non-square wedges.



During transportation, fasten drums to the base through the central hole.




Fasten without taking adequate care. Always use support, and tie the drum from both the front and rear.



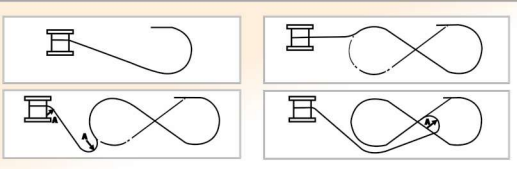
Use a winch, forklift or makeshift ramp.



Allow one drum to strike another.



On The Ground Cable can be Flaked in a Figure of Eight Formation



Do Not Attempt "coiling" Of Cable On The Ground

